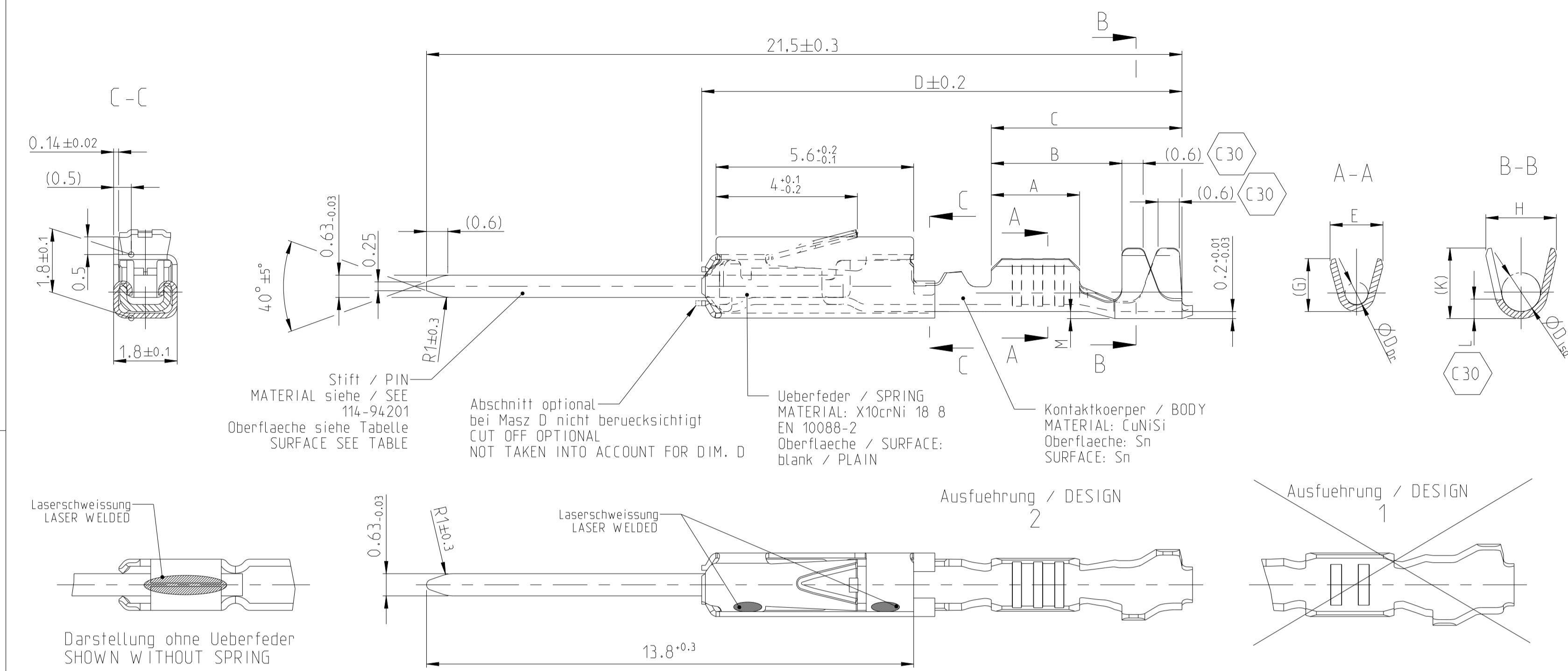


Normale Anwendung
 USUAL APPLICATION

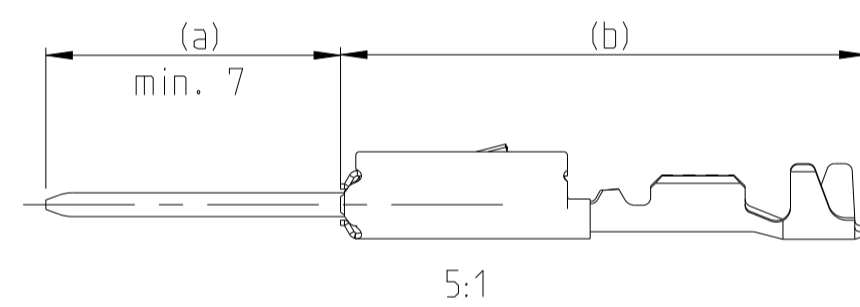


Ausfuehrung / DESIGN 3

Ausfuehrung / DESIGN 2

Ausfuehrung / DESIGN 1

Oberflaeche / FINISH



- Sn: verzinnert
 TINNED
 (a) PIN: 0.8µm - 3.0µm Sn ueber/OVER 1.27µm - 3.0µm Ni
 (b) Kontaktkoerper/BODY: 0.8µm - 2.0µm Sn
- Ag: versilbert
 SILVER
 (a) PIN: 2.0µm - 6.0µm Ag
 (b) Kontaktkoerper/BODY: 0.8µm - 2.0µm Sn
- Au: vergoldet
 GOLD
 (a) PIN: min. 0.8µm Au ueber/OVER 1.0µm - 2.2µm Ni
 (b) Kontaktkoerper/BODY: 0.8µm - 2.0µm Sn

C30

Ausfuehrung / DESIGN 3

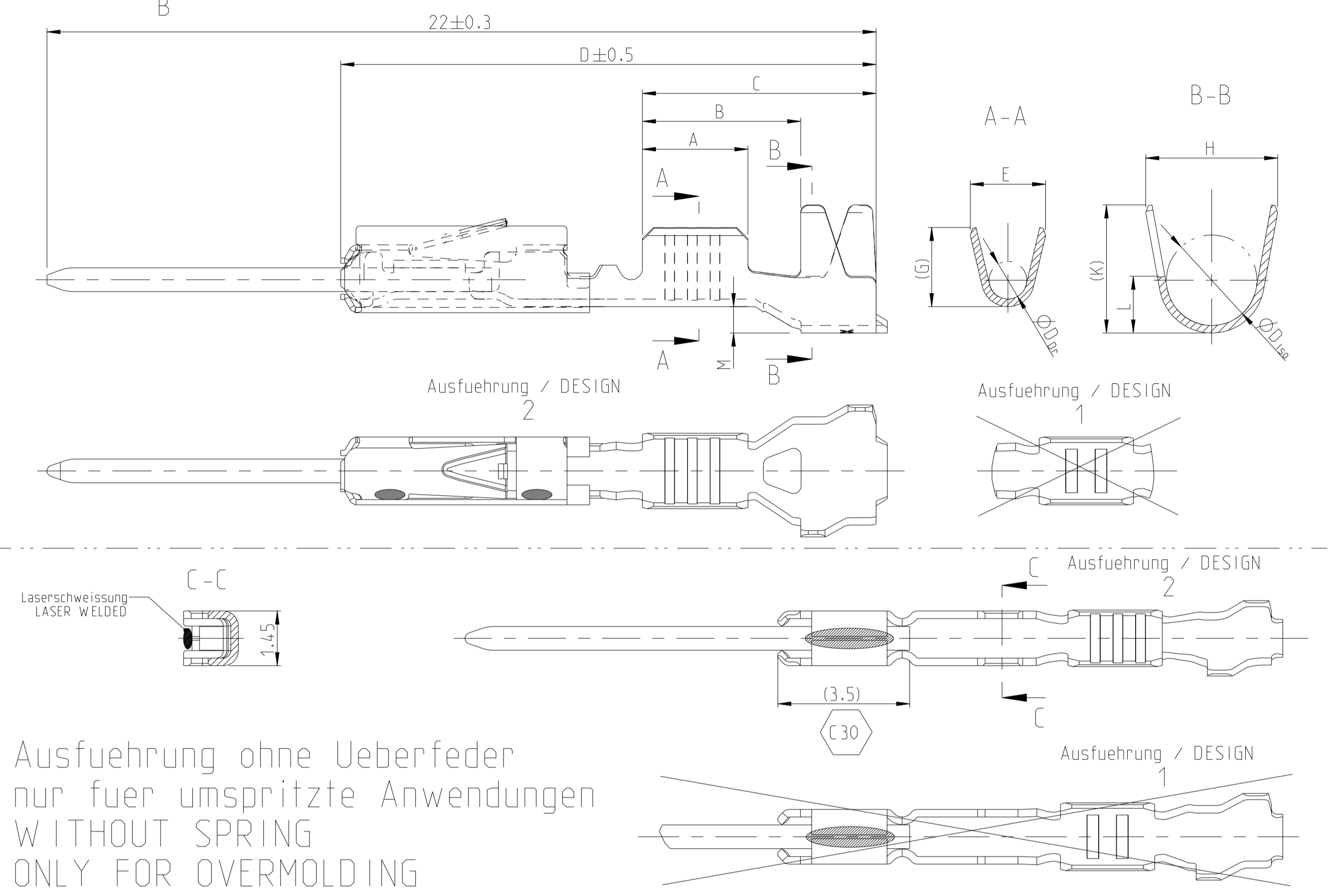
Ausfuehrung / DESIGN 2

Ausfuehrung / DESIGN 1

Ausfuehrung ohne Ueberfeder
 nur fuer umspritzte Anwendungen
 WITHOUT SPRING
 ONLY FOR OVERMOLDING

Einzelichtungssystem
 SINGLE WIRE SEAL SYSTEM

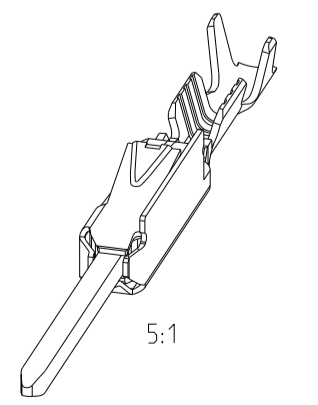
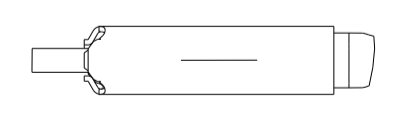
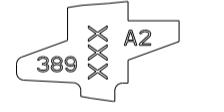
REV.	DATE	BY	CHK	APPV
C27	03MAY2019	FRAN	BERG	
C28	09DEC2019	MAH.	BERG	
C29	23JAN2020	MAH.	BERG	
C30	20AUG2021	FRAN	BERG	



Bestell-Nr. Ausfuehrung ORDER NO. DESIGN 2	Bestell-Nr. Ausfuehrung ORDER NO. DESIGN 3	Rev.	Bestell-Nr. Ausfuehrung ORDER NO. DESIGN 1	Rev.	Ueberfeder vorhanden SPRING AVAILABLE	VERSION	DGB Wire Size Range mm ²	Oberflaeche SURFACE	Laenge LENGTH mm	Drahtcrimp WIRE CRIMP mm	Iso-crimp INSU-CRIMP mm	Gewicht WEIGHT g	Verarbeitung Spez. APPLICATION SPEC.	DGB Wire Size Range mm ²	Isolations Ø INSULATION DIA. mm	fuer Kammer Ø3.45 FOR CAVITY DIA. 3.45 mm	Blindstopfen RUBBER PLUG	fuer Kammer Ø4 FOR CAVITY DIA. 4 mm	Blindstopfen RUBBER PLUG
5-965908-3		A			ja / YES	Einzelichtungssystem SINGLE WIRE SEAL SYSTEM	0.50-0.75	Ag	A = 2.8 B = 4.2 C = 6.2 D = 14.3 M = 0.7	E = 2 G = 2.1 Dr = 1	H = 3.5 K = 3.4 L = 1.5 D _{ISO} = 2.4	0.18	0.75	1.4-1.9	967067-1 gruen GREEN	967056-1 blau / BLUE	963142-1 schwarz BLACK	963143-1 weiss / WHITE	
5-965908-2		F		ja / YES															
5-965908-1		D		ja / YES															
					nein / NO	normale Anwendung USUAL APPLICATION	0.25-0.35	Sn	A = 2.5 B = 3.0 C = 5.9 D = 14 M = 0.7	E = 1.8 G = 1.8 Dr = 0.8	H = 3.5 K = 3.4 L = 1.5 D _{ISO} = 2.4	0.12	0.35	0.9-1.4	967067-2 gelb YELLOW	967056-1 blau / BLUE	963142-2 grau GREY	963143-1 weiss / WHITE	
5-962886-3		A		ja / YES															
5-962886-2		R		ja / YES															
5-962886-1		N		ja / YES	ja / YES	0.13/0.17	Ag	A = 2.5 B = 4 C = 5.9 D = 13.9 M = 0.6	E = 1.5 G = 1.4	H = 4 K = 3.9 N = 3.1 D _{ISO} = 2.6	0.15	0.13	0.85-1.25	967067-2 gelb YELLOW	967056-1 blau / BLUE	963142-2 grau GREY	963143-1 weiss / WHITE		
2141830-3		A		ja / YES															
2141830-2		A		ja / YES															
2141830-1		A		ja / YES	ja / YES	0.50-0.75	Au	A = 2.8 B = 3.8 C = 5.6 D = 13.65 M = 0.2	E = 2 G = 2.1 Dr = 1	H = 2.7 K = 2.9 L = 0.7 D _{ISO} = 1.6	0.12	0.50	1.4-1.9	967067-1 gruen GREEN	967056-1 blau / BLUE	963142-1 schwarz BLACK	963143-1 weiss / WHITE		
6-963716-1		A		nein / NO															
6-963716-2		A		nein / NO															
5-963716-3		A		ja / YES	ja / YES	0.25-0.35	Ag	A = 2.5 B = 3.6 C = 5.6 D = 13.65 M = 0.2	E = 1.8 G = 1.8 Dr = 0.8	H = 2.3 K = 2.3 L = 0.6 D _{ISO} = 1.4	0.16	0.2	0.9-1.4	967067-2 gelb YELLOW	967056-1 blau / BLUE	963142-2 grau GREY	963143-1 weiss / WHITE		
5-963716-2		Z		ja / YES															
5-963716-1		W		ja / YES															
6-928918-3		A		ja / YES	ja / YES	0.13/0.17	Au	A = 2.5 B = 3.7 C = 5.4 D = 13.65 M = 0	E = 1.5 G = 1.5 Dr = 0.65	H = 2 K = 1.9 D _{ISO} = 1.1	0.15	0.13	0.85-1.25	967067-2 gelb YELLOW	967056-1 blau / BLUE	963142-2 grau GREY	963143-1 weiss / WHITE		
6-928918-2		A		ja / YES															
6-928918-1		Z		ja / YES															
5-928918-2		W		ja / YES	ja / YES	0.08-0.22	Sn	A = 2.5 B = 3.7 C = 5.4 D = 13.65 M = 0	E = 1.5 G = 1.5 Dr = 0.65	H = 2 K = 2 D _{ISO} = 1.1	0.15	0.17	0.85-1.25	967067-2 gelb YELLOW	967056-1 blau / BLUE	963142-2 grau GREY	963143-1 weiss / WHITE		
5-928918-1		A		nein / NO															
5-928918-1		W		nein / NO															
2141828-3		A		ja / YES	ja / YES	0.08-0.22	Au	A = 2.5 B = 3.7 C = 5.4 D = 13.65 M = 0	E = 1.5 G = 1.5 Dr = 0.65	H = 2 K = 2 D _{ISO} = 1.1	0.15	0.17	0.85-1.25	967067-2 gelb YELLOW	967056-1 blau / BLUE	963142-2 grau GREY	963143-1 weiss / WHITE		
2141828-2		A		ja / YES															
2141828-1		A		ja / YES															
1355719-3		A		ja / YES	ja / YES	0.08-0.22	Ag	A = 2.5 B = 3.7 C = 5.4 D = 13.65 M = 0	E = 1.5 G = 1.5 Dr = 0.65	H = 2 K = 2 D _{ISO} = 1.1	0.15	0.17	0.85-1.25	967067-2 gelb YELLOW	967056-1 blau / BLUE	963142-2 grau GREY	963143-1 weiss / WHITE		
1355719-2		C		ja / YES															
1355719-1		C		ja / YES															

NOTES
 Bemerkungen

- Datumcode (Woche/Jahr z.B. KW 38/Jahr2009) und TE-Revision (z.B. Rev. A) DATE CODE (WEEK/YEAR E.G. WEEK NUMBER 38/YEAR2009) AND TE REVISION (E.G. REV. A)
- Passend zu Buchsenkontakt siehe Zeichnung 929454 SUITABLE FOR SOCKET CONTACT SEE DRAWING 929454
- Einzelheiten der Ausfuehrung bleiben dem Hersteller ueberlassen DETAILS OF DESIGN ARE LEFT TO MANUFACTURER
- Nur fuer FLR-Leitung nach DIN 72551 Teil 6 FOR FLR-CONDUCTOR ACCORDING TO DIN 72551-6 ONLY
- nicht fuer Neuanwendung NOT FOR NEW APPLICATION
- zugverstaerkte Leitung nach LV 112-4 REINFORCED WIRE ACCORDING LV 112-4
- Bei doppelt fallenden Werkzeugen wird die erste Ueberfeder mit einer Kennzeichnung "-" versehen WITH DOUBLE CUT DIES THE FIRST SPRING WILL BE PROVIDED WITH AN INDICATION "-"
- Varianten von Design1 werden durch die entsprechenden Versionen von Design2 ersetzt VARIANTS OF DESIGN1 ARE SUPERSEDED BY CORRESPONDING VERSIONS OF DESIGN2



THIS DRAWING IS A CONTROLLED DOCUMENT.		OWN S.Garcia 06JAN1999	TE Connectivity	
DIMENSIONS: mm		CHK R.Jetter 06JAN1999	NAME	
TOLERANCES UNLESS OTHERWISE SPECIFIED:		APPV M.Bleicher 13AUG2003	MOS	
MATERIAL: -		PRODUCT SPEC 108-18030	Tabellenzeichnung Stiftkontakt TABLE PIN CONTACT	
FINISH: -		APPLICATION SPEC 114-18021 / -18025	RESTRICTED TO	
WEIGHT: -		SIZE A1	CAGE CODE 00779	
CUSTOMER DRAWING		SCALE 10:1	SHEET 1 OF 1	